



## Rules and Regulations

Last Updated on 01/12/2023 and this version supersedes all earlier versions.

These rules belong to Canine Hoopers UK and must NOT be copied or reproduced without written permission.

## Contents

About Canine Hoopers UK .....	4
1.1 Mission Statement .....	4
2. Canine Hoopers UK Shows .....	4
2.1 Eligibility for Entry .....	4
2.2 Registering Dogs.....	5
2.3 Registering Handlers .....	5
2.4 Show Licenses. ....	5
3. Dog Sizes .....	6
3.1 Size Category Chart .....	6
3.2 Official Measurement .....	6
4. Levels.....	7
4.1 Progression.....	7
4.2 Earning Points .....	7
4.3 Placings.....	8
5. Class Types .....	8
5.1 Hoopers.....	8
5.2 Barrellers.....	8
5.3 Tunnellers.....	8
5.4 Touch N Go.....	8
5.5 Special Classes.....	9
5.6 Teams .....	9
5.7 Pairs.....	9
6. Equipment Specifications.....	10
6.1 Hoops .....	10
6.2 Barrels .....	10
6.3 Tunnels.....	10
6.3A Pipe Tunnels.....	11
6.3B Chute.....	11
6.4 TanGo Mat .....	12
.....	12
7. Scoring.....	13
7.1 Elimination .....	13
7.2 General Rules .....	14
8. Competitions and Shows .....	15
8.1 Holding Canine Hoopers UK Shows.....	15
8.2 Entries and Schedules .....	15

8.3 Ring Layout.....	16
8.4 Course Design .....	16
8.5 Obstacle Spacing .....	16
8.6 Not For Competition (NFC) .....	17
8.7 Rosettes and Awards.....	17
8.8 Re-Runs .....	17
8.9 Judges.....	17
8.10 Judges Course Plans .....	18
9. Extras.....	19
9.1 Distance Handling Boxes (DHB) .....	19
9.2 Bonus Boxes (BB) .....	19
9.3 Challenge Lines (CL) .....	20
10. National Finals.....	20
11. Tri Score Tournament .....	20
12. Good Hoopers Awards .....	20
13. Code of Ethics.....	21
14. Disciplinary Procedure .....	22
Appendix 1 .....	23

## About Canine Hoopers UK

Canine Hoopers UK was formed in 2017 to provide UK handlers and their dogs with a fun, low-impact sport. Clubs are able to host Canine Hoopers UK shows/competitions/Instructors' courses.

Canine Hoopers UK Accredited Instructors will have been thoroughly assessed and only accredited to Canine Hoopers UK once instruction is at a high standard. We are committed to making sure that all Canine Hoopers UK Accredited Instructors are teaching to a high standard and that they are using modern force free training techniques. All Accredited Trainers will promote responsible dog ownership and will adhere to Canine Hoopers UK strict code of ethics. Canine Hoopers UK Instructors courses are externally accredited by OCN London.

The purpose of the Canine Hoopers UK competitions is to enable competitors to showcase their "teams" abilities, with a team comprising of one handler and dog partnership. Hoopers courses should encourage the dog to run naturally, with suitable teamwork challenges according to level of ability.

### 1.1 Mission Statement

Canine Hoopers UK strives to protect the long-term well-being of the dog by maintaining flowing courses of low impact obstacles. Canine Hoopers UK aims to be an inclusive dog sport making sure that this sport is accessible to all dogs and handlers, in particular those handlers with limited mobility.

Canine Hoopers UK also strives to promote only force free modern training techniques through the assessment and accreditation of Canine Hoopers UK Accredited Instructor Scheme.

## 2. Canine Hoopers UK Shows

Handlers and their dogs should aim to compete as a smooth functioning team. Handlers should conduct themselves in a sportsmanlike manner and it is the responsibility of the handler to ensure that their dog has received suitable training for the classes in which they are competing. The dog's health and welfare should be the number one priority at all times for the handler.

### 2.1 Eligibility for Entry

Dogs must be a minimum of 15 months of age in order to compete at a Hoopers UK competition. If a dog turns 15 months of age during a show then it may be entered into the whole show. For example, if a dog was to turn 15 months of age on the Sunday of a 2-day show, it is eligible to enter the classes on the Saturday of that show also.

Any dog, whether pedigree or crossbreed, that is fit and healthy and trained is eligible to enter a Canine Hoopers UK Show. Dogs must be registered with Canine Hoopers UK to be eligible to compete.

No puppies under the age of 8 weeks allowed to attend shows.

Bitches in season are allowed to compete but must be kept away from the ring areas when not competing. Bitches in season must be kept on lead except when in the ring. No mating of bitches allowed within the precinct of the show.

All Canine Hoopers UK shows are open to everyone who is registered with Canine Hoopers UK and agrees to abide by all rules and regulations set forth by Canine Hoopers UK. Canine Hoopers UK reserves the right to refuse membership, show licences and entry fees.

Competitors and all who attend Canine Hoopers UK shows are expected to behave in a civilised and sportsmanlike manner towards other people and dogs. Failure to do so may lead to disciplinary procedures.

No competitors, handlers or spectators, or their dogs may enter a ring when it is out of use. Anyone found to be in a ring without permission may be formally warned or excluded from the remainder of the event without a refund.

Children are the responsibility of their parents or guardians at all times whilst in attendance at Canine Hoopers UK shows.

Judges have the authority to dismiss dogs and handlers from their rings. The judge's decision is final.

Show managers have the authority to dismiss any dog or person from the showground without a refund. The show manager's decision is final.

All dogs and persons entered at Canine Hoopers UK shows are entered at their own risk. Whilst every care will be taken to ensure the health and safety of all attendees, Canine Hoopers UK and any subsequent show managers will not be held responsible for loss, damage or injury however caused, to dogs, persons or property whilst at the event.

## 2.2 Registering Dogs

A dog must be registered with Canine Hoopers UK in order to compete at a Canine Hoopers UK show.

Dogs can be registered through Agility Plaza. Once a dog has been assigned a registration number it will be permanent.

Competitors must always ensure they use the correct registration number for their dog. If a handler enters a dog with an incorrect registration number then any points earned at the show that dog may not be eligible to receive them.

## 2.3 Registering Handlers

All handlers must be registered with Canine Hoopers UK in order to compete at a Canine Hoopers UK show. All handlers registered with Canine Hoopers UK agree to abide by Canine Hoopers UK Rules and Regulations. Any handler not adhering to the Rules and Regulations may be subject to disciplinary procedures.

## 2.4 Show Licenses.

Clubs and individuals can apply directly to Canine Hoopers UK for a License to hold a registered Canine Hoopers UK show. There is a set fee per licence irrelevant of numbers of classes held or size of show. Show license can be applied for online at [www.caninehoopersuk.co.uk](http://www.caninehoopersuk.co.uk). Once approved, show licence numbers must be displayed on show schedules.

### 3. Dog Sizes

Dogs will be split into different size categories. Dogs must be measured at their first show in order for them to compete in the correct size category. Dogs will have their foreleg measured, their Ulna. They are measured from their Carpal joint (wrist) up to their elbow. See Appendix 1.

Dogs must be a minimum of 15 months old for their first measure. Dogs must have a second measure once they turn 2 years old. Their second measure must take place at the first show they attend after turning 2 years old. If a dog is over the age of 2 years when they are first measured then they do not need to have a second measure.

#### 3.1 Size Category Chart

Ulna Length	Size Category
Up to 130mm	Small
130.5mm to 170mm	Medium
170.5mm and over	Large

#### 3.2 Official Measurement

Dogs must be a minimum of 15 months old for their first measure. Dogs must have a second measure once they turn 2 years old. Their second measure must take place at the first show they attend after turning 2 years old. If a dog is over the age of 2 years when they are first measured then they do not need to have a second measure.

All measures must be completed by an Accredited Canine Hoopers UK Instructor, using an official measuring device.

Dogs that are obviously large do not need to be officially measured. However, any handler choosing to compete their dog at large height without first obtaining a measure, will not be allowed to request a measure at a later date. Once a dog has competed at large without obtaining a measure, they must remain at large height for competing.

'Yellow' or nervous dogs may be measured by the owner/handler under the supervision of an Accredited Canine Hoopers UK Instructor. The supervising ACHUKI is responsible for the determined measure.

Once a dog has been measured, their official measurement must be submitted to Canine Hoopers UK ([results@caninehoopersuk.co.uk](mailto:results@caninehoopersuk.co.uk)) by the measurer to be recorded on the Canine Hoopers UK database.

In the event of any controversy over a dog's measure the dog's owner/handler may ask for an appointed Canine Hoopers UK Official to re-measure the dog, this will determine the official measure. This must be requested at the time of measuring. Failing to do so will confirm acceptance of the original measure being recorded as the official measure. The dog's owner/handler may only dispute a dog's measure once.

A dog's measure may be challenged by a third party. This request must be submitted to Canine Hoopers UK along with a £20 fee. If the challenge proves to be correct the third party will receive a full refund and the dog's correct measure will be updated on the Canine Hoopers UK database. A dog's measure may only be challenged once.

Canine Hoopers UK reserve the right to request a re-measure for any dog. This may only be requested once.

## 4. Levels

There are five different levels of competition: Starters, Novice, Intermediate, Advanced and Masters.

Dogs aged over 7years are eligible to register and enter as Veterans, they will run Starters course for clear round rosettes only with no progression.. Once a dog has moved into Veterans they will remain there for the remainder of their competition years.

### 4.1 Progression

In order to progress up to the next level of competition, you must gain the required number of points at each level per class type – Hoopers, Barrellers, Tunnellers and Touch n Go. A minimum of 50% of progression points must be gained from qualifying rounds (starters, novice and intermediate).

Starters to Novice – 200 Points gained in Starters level in order to progress to Novice Level.

Novice to Intermediate – 300 Points gained in Novice level in order to progress to Intermediate Level.

Intermediate to Advanced – 300 Points gained in Intermediate level in order to progress to Advanced Level.

Advanced to Masters – 300 Points with 50% from extras or 500 Points without extras gained in Advanced level in order to progress to Masters Level.

Official record books can be purchased directly from Canine Hoopers UK on the website [www.caninehoopersuk.co.uk](http://www.caninehoopersuk.co.uk). These are perfect for keeping up to date with points earned and points needed to progress to the next level. They also contain achievement sections where you can record your Good Hoopers Awards and others achievements.

### 4.2 Earning Points

Points are earned by completing a qualifying round at competitions.

<b>EXTRAS</b>	Minimum Points	Maximum Points	Has to be clear?
Bonus Box	5	15	Only for Bonus Section(s) before elimination
Distance Handling Box	15	15	Yes
Challenge Lines	5	15	Yes

	Points Awarded
Clear round within standard course time	10
Clear round over standard course time but within maximum course time	5
Fastest clear round for that course	5

Points can be earned from multiple sources for one class. E.g. Fido does a clear round in the fastest time whilst his handler remains behind one of the challenge lines. That one run will earn Fido 10+5+10 = 25 points.

## 4.3 Placings

At Canine Hoopers UK competitions the placings are determined by the least faults, highest points then the fastest time.

## 5. Class Types

There are 7 different class types, offering 4 different progression options.

A dog can only be entered into one level per class type.

Once a dog has gained enough points at their current level for a particular class type, then that dog is required to compete at their new higher level from the following day.

(H) Hoopers – Points gained in Hoopers classes will only count for progression in this class.

(B) Barrellers – Points gained in Barrellers classes will only count for progression in this class.

(T) Tunnellers – Points gained in Tunnellers classes will only count for progression in this class.

(TG) Touch n Go – Points gained in Touch n Go classes will only count for progression in this class.

(S) Special Classes – These classes don't count for progression.

(TM) Teams – These classes don't count for progression

(P) Pairs – These classes don't count for progression

### 5.1 Hoopers

A course made entirely of Hoops. The judge will design and number the course. You will be given time to walk the course before the class starts.

A judge will include a Bonus Box/Distance Handling Box/Challenge Lines.

### 5.2 Barrellers

Barrellers is a numbered course set by the judge that must contain Barrels but may also contain Hoops and Tunnels. The course must contain more Barrels than Tunnels and/or Chutes. You will be given time to walk the course before the class starts.

A judge will include a Bonus Box/Distance Handling Box/Challenge Lines.

### 5.3 Tunnellers

A course using mostly Tunnels, but may also contain barrels and hoops, there must be more tunnel performances than barrel performances. The course should be focused on the tunnels above any other obstacle. The judge will design and number the course. You will be given time to walk the course before the class starts.

A judge will include a Bonus Box/Distance Handling Box/Challenge Lines.

### 5.4 Touch N Go

A numbered course designed by the judge that must contain a minimum of 1 TanGo Mat performance and may contain Hoops, Barrels and Tunnels. You will be given time to walk the course before the class starts.



A judge will include a Bonus Box/Distance Handling Box/Challenge Lines.

### 5.5 Special Classes

These classes will include any of the eligible equipment for a Canine Hoopers UK show and may have special rules. Special classes will have a description included in the show schedule.

### 5.6 Teams

Three handlers and three dogs must complete the course with the least faults in the fastest time. There is no baton change. Judges will give a briefing for this class when it is ready for walking.

### 5.7 Pairs

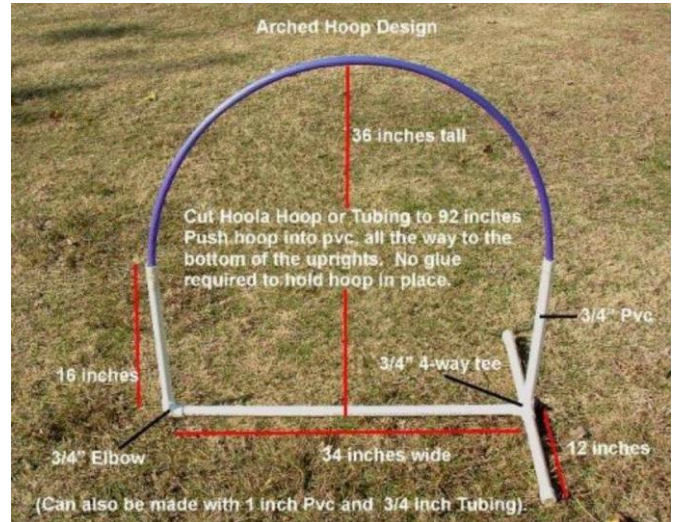
Two handlers and two dogs must complete the course set by the judge with the least faults in the fastest time. There is no baton change. Judges will give a briefing for this class when it is ready for walking.

## 6. Equipment Specifications

Equipment used for competitions must conform to these standards. Equipment must be maintained to a safe level at all times.

### 6.1 Hoops

The hoop is constructed of two pieces, the base and the hoop. The height of the hoop should be 90cm. The base of the hoop should be 85-90cm wide. There should be support feet extending 30cm in each direction on one side and uprights that are 40-45cm tall. The base is made from PVC pipe, measuring between 19 - 28mm. The "hoop" part is made from hula hoops or PEX pipe material and is inserted into the base uprights. The hula hoop/PEX pipe is pushed in until it contacts the bottom of the hoop base. The top of the rounded hoop should be 90cm tall. See *Figure 1*.



*Figure 1*

Hoop bases can be made from other materials providing they are safe and have no sharp areas where a dog could injure themselves.

Hoops can be weighted down or pegged down in order to maintain their position outside in the elements.

### 6.2 Barrels

Barrels used should be made of either a mesh material, fibre, cloth or plastic material. Barrels should be 55 – 70cm in diameter and not less than 70cm tall. One end of the barrel should be solid or of a type that a tunnel holder or some other weighted item could be placed inside or on top to hold the barrel in place in case of windy situations. For competition, all barrels must be of solid structure so that if jumped on by a dog they will not collapse.



### 6.3 Tunnels

There are two types of tunnels that you will see when competing and training with Canine Hoopers UK. The two different tunnel types have different safety rules regarding their use, however both count as tunnels and will be used as such when determining course types when placed into a course.

### 6.3A Pipe Tunnels

Tunnels must have a diameter of 80cm. See *Figure 2*. Tunnels should be a minimum of 1 metre and a maximum of 2 meters in length.

Tunnels must be safely secured at all times when in use. Sandbags may be used or straps that are pegged down may be used. When securing the tunnel, straps should cross at least one of the Tunnels spines to prevent the fabric from being pulled down in-between the Tunnels spines and therefore decreasing the minimum diameter of the tunnel.

The dog's entry line into tunnels MUST be straight. Tunnel exits must be straight although a slightly offset hoop out of a tunnel will be acceptable. Tunnels must always be secured at the entrance and exit. The acceptable number of sandbag pairs saddle-bagged over the top of the tunnel are; 1m would have 2 pairs, 2m would have 2 pairs.




Figure 2

### 6.3B Chute

The height of the Chute should be 90 cm and the width is 90 cm. The base is made from PVC pipe, measuring between 19 - 28mm. The "archway is made from hula hoops or PEX pipe material and is inserted into the base uprights. The hula hoop/PEX pipe is pushed in until it contacts the bottom of the hoop base. The top of the rounded hoop should be 90cm tall. The Chute will be 1 metre in length. The entrance and exit archways will be connected along the base using the same PVC pipe as the entrance and exit. There will be a minimum of 3 connecting beams connecting the entrance and exit of the Chute, this will ensure that the Chute will maintain the correct shape and height when in use. The material must be pulled taught when the Chute is assembled – see *Figures 3a and 3b*.

The Chute can be pegged/weighted along the side pipes when being used outside if needs be in windy conditions. Indoors the Chute does not need to be pegged.



Figure 3a



Figure 3b

The dog's line when entering and exiting the Chute should mean that the centre of the Chute can be seen without the dog having to bend around the sides. See *Figure 4*.

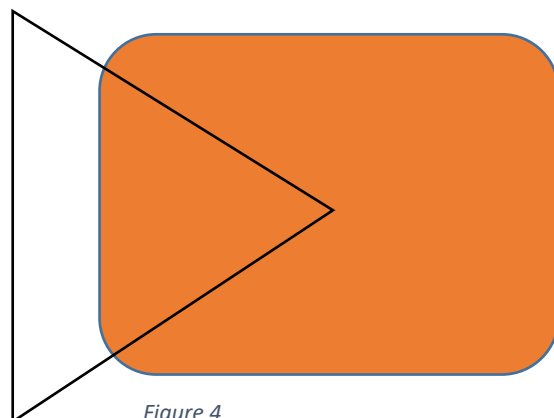


Figure 4

## 6.4 TanGo Mat

TanGo mats are 90 cm wide and 180 cm long. Mats must be made from a non-slip rubber material. The marker poles can be free standing or can stick into the ground and must be between 100 cm and 200 cm in height. They should be situated 15cm from the corners of the mat. The TanGo mat must be fully secured at all times using the straps. No sharp entrances onto the mat or exits off the mat, see *Figure 6* for appropriate angles. The poles and straps must not be placed directly onto the corners of the TanGo Mat – see *Figure 5*.



Figure 5

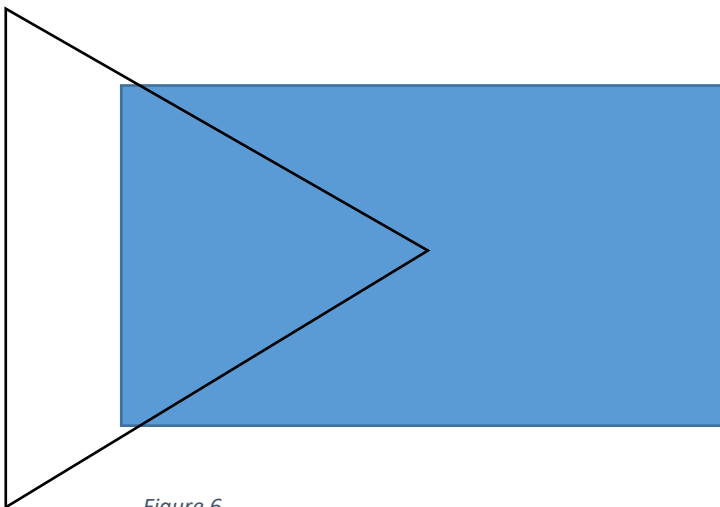


Figure 6

The dog's line when entering and exiting the TanGo Mat should mean that the centre of the mat can be seen without the dog having to bend around the marker poles. See *Figure 6*.

## 7. Scoring

5 faults for a refusal – the dog must be in a position to take the obstacle and turned/moved away or the dog must have gone past the point of entering the obstacle correctly and in order to complete the obstacle correctly would have to go back on itself.

5 fault refusal if handler is positioned between the barrel and the dog.

If the dog runs past the first or last obstacle, they will incur 5 faults for a refusal and will be given the standard course time as their time.

TanGo Mat – the dog must make contact with the mat and must enter between the entrance marker poles and exit between the rear marker poles whilst moving forwards at all times. Any deviation from this will incur 5 faults. Examples which would lead to 5 faults being awarded at this obstacle are: Dog does not pass between both sets of marker poles in the correct order, dog does not make contact with the mat, dog misses the obstacle entirely, dog becomes stationary, spins or otherwise breaks their forward motion.

Handler and dog teams must attempt the course in a sportsmanlike manner and must do their best to take every obstacle in the correct order. Any deliberate missing of obstacles will result in dismissal from the ring. Any obstacles that are missed by a dog being on an incorrect line from a previous obstacle but that has made an attempt to get to the correct obstacle will be expected to continue without retaking the missed obstacle and will simply be faulted 5 faults for the missed obstacle.

If a dog misses 3 obstacles in one run this will result in an elimination

Standard course time is 45 seconds and maximum course time is 90 seconds.

Time faults - Any fraction of a second over maximum course time will be added to the total number of faults as that fraction of time, e.g., 1.23 seconds = 1.23 faults

### 7.1 Elimination

Taking an obstacle out of order, even if only partially, the dog does not have to complete the incorrect obstacle to be eliminated. The only exception to this rule is the refusal of an obstacle – see above.

A dog having gone past the point of entering the next obstacle (refusal), should the dog return to take the refused/missed obstacle, the dog shall be eliminated for wrong course.

Fouling in the ring.

Harsh handling – this MUST also be reported to show management immediately.

Carrying something in the hand whilst under test, with the exception of a mobility aid – except in Starters.

Feeding a dog in the ring.

Signs of aggression in the dog – this includes the dog biting the handler. Note – reactive dogs will be given adequate space before, during and after their run in order to allow them to join in the fun.

Starting before told to do so.

Dogs running in the wrong level.

Dangly pieces (e.g. tag) attached to dogs collar.

Dog wearing any incorrect equipment, e.g. harness.

Toy leaving the handlers hand before the dog has completed the course (starters level).

Handler wearing a bum-bag/waist bag/treat bag or similar during competition.

Handlers may only compete when the judge is present at the ring.

Handler deliberately making contact with their dog during competition.

## 7.2 General Rules

- Competitors are responsible for ensuring that dogs are adequately trained to a safe standard for the nature of the competition entered.
- Dogs that are suffering from a contagious or infectious disease or have been in contact with any dog suffering from a contagious or infectious disease within 21 days prior to a show must not be brought to the show venue.
- It is the competitors' responsibility to be available for their class.
- Dogs, whilst competing, can either have their collar removed or are permitted to wear a close-fitting neck collar with nametags that are flush fitting. No discs or similar may be attached to the collar. No check, half check collars, harnesses or head collars are permitted.
- All awards must be collected on the day of the show.
- All dogs must at all times be kept under proper control whilst at the show venue including exercise areas, car parking and camping areas.
- Any person in charge of a dog is required to remove, as soon as possible any fouling caused by their dogs within the show venue including car parks and camping areas. This includes any adjacent dog exercising areas.
- No person shall carry out any physical disciplining or excessive harsh verbal correction of a dog at any time within the precincts of the show.
- The mating of bitches within the precincts of the show is forbidden
- Judges must judge in accordance with these Rules and Regulations.
- The Judge is responsible for the design of their course and must at all times give total consideration to the safety of the dog and handler.
- Judges must submit course plans as and when requested by the show organisers.
- Judges must observe the dog and handler at all times whilst they are in the ring.
- A silent toy may be carried by the handler when running in the Starters classes only. The dog is not permitted to make contact with the toy at any point during the run.
- Competitors to queue 6ft apart – whilst exact spacing will not be completely enforced, competitors are expected to respect each other's space, especially in the case of reactive/yellow dogs.
- Competitors to keep 6ft back from the ring boundary when the ring is in use.
- Dogs are not allowed to be lunging at the rings, other competitors or their dogs.
- No skateboards/roller skates/bikes etc to be used around the show rings.
- Prior to course walking, judges may run a white dog or ask for a white dog to be run in order to check their lines etc. White dogs are not allowed to compete in the same class where they are run as a white dog.
- Handlers must not make deliberate contact with any of the equipment during their run.
- Handlers must not pass over or through any piece of equipment during their run.
- Dogs and handlers may only enter the ring once instructed to do so.
- Dogs may only enter the ring in order to complete their test but should not be in the ring at any other time.
- Toys, Leads and any other Handler belongings handed in, must be placed inside the exit chute and not



left within the ring boundary whilst the dog and handler are competing. If the handler decides to keep the lead then it must be secured in a pocket prior to the run starting. If the dog interacts with the lead once their run has started and prior to finishing their run, they will be eliminated.

- Handlers may use a toy to set their dog up on the start-line. The toy must be either handed in or secured in a pocket or placed outside the ring boundary with their other belongings prior to starting their run. A dog must not interact with the toy prior to the completion of their run once their run has started, or they will be eliminated. The exception to this rule is at starters level where handlers may carry a silent toy in their hand for the duration of their run providing the dog does not interact with the toy prior to the run finishing.
- Toys can be played with on entry and exit from the ring but if the dog interacts with any equipment it will be classed as an E. At Novice and above the toy must then be out of sight in a pocket and not in the hand.
- No food within the ring boundary, with the exception of solid chews being used for NFC runs.

## 8. Competitions and Shows

Any club, society or individual can apply to Canine Hoopers UK for a show licence in order to hold shows under Canine Hoopers UK Rules. Such shows will be eligible for point's progression within Canine Hoopers UK. Any shows deemed to not be following the Canine Hoopers UK Rules and Regulations, may have their license removed and therefore no points to be awarded at the show.

### 8.1 Holding Canine Hoopers UK Shows

At every competition the show organiser/manager will provide or make provision for:

- Copy of Canine Hoopers UK Rules and Regulations – the most up to date version
- Show Schedule – MUST contain the CHUK show licence number
- Adequate toilet facilities
- Equipment to Canine Hoopers UK Regulations
- Suitable ring surface
- Electronic Timing
- Back up stopwatches
- Rosettes and Trophies to Canine Hoopers UK requirements
- Qualified Judges and where applicable, Line Judges

All shows must be fully insured and have their insurance documentation with them at the show.

In the event of cancellation of the show through circumstances beyond Canine Hoopers UK's or show management's control, the show management may defray such expenses from the entry fees to cover the cost of the show preparation. These accounts must then be made available to the public.

### 8.2 Entries and Schedules

All competitions will be available to enter online through Agility Plaza.

The following items must be included in all schedules:

- Canine Hoopers UK logo
- Canine Hoopers UK Show Licence Number

- Dates and announcement that the show is being held under Hoopers UK Regulations
- Closing date of entry
- Schedule of classes and fees
- Description of classes offered
- Name of training centre, individual, club
- Name of Show Manager
- Disclaimer

### 8.3 Ring Layout

Rings should be a minimum of 20 x 20 metres. Rings must be suitable for the tests being held within them and should not be less than 20m x 20m, ideally rings should be 30 x 30 metres or bigger. For Intermediate and above if one side is 20m then the other must be minimum of 30m, ideally 30 x 30 metres or bigger. The surface should be suitable for the safe running of dogs and handlers and be free from rocks, trees, holes, and so on, and must allow for all obstacles to sit level where placed. Rings must be fully fenced and include an entrance and exit chute.

### 8.4 Course Design

Judges are responsible for the design of their courses. When designing their courses, the judge must at all times give total consideration to the safety of the dog and handler. Particular care should be taken to make sure that the course is smooth and flows from one obstacle to another. This must include safe entry and exit angles to all equipment. Pipe Tunnels must ensure the dogs line into and out of them is kept straight.

Courses will contain a minimum of 15 obstacles and a maximum of 24 obstacles. Pull-throughs, round the backs, sharp turns and wraps on hoops are not permitted. This includes wrapping the first obstacle. Dogs must start from the numbered side of the first obstacle and cannot be sent around from the wrong side. Regarding the start obstacle, a dog cannot be sent to the first obstacle on any angle sharper than those seen on a TanGo Mat, e.g. the dog must be able to see the centre point of the obstacle on a straight line without having to deviate around the side of the obstacle. No more than 2 changes of direction are permissible on consecutive obstacles. Course design must not allow dogs to return to negotiate the immediately preceding Hoop, Tunnel or TanGo Mat.

Obstacles will be numbered and must be taken in the correct order. The placement of the number for an obstacle will determine in which direction it should be taken. Where a number is placed in the centre of an obstacle, competitors will be able to take the obstacle in either direction. Barrel numbers will usually be placed on the floor out to the side of the side that the dog must pass. Where this is not possible, numbers can be placed on top of the barrels providing it is made clear in which direction the dog must traverse the obstacle.

Standard course time is 45 seconds and maximum course time is 90 seconds.

### 8.5 Obstacle Spacing

In the Starters level, obstacles are required to be spaced 5-6 metres apart. For Novice level obstacles should be spaced 5-7 metres apart. For Intermediate, Advanced and Masters obstacles should be spaced 6-8 metres apart.



When measuring courses, the judges should measure the dog's path between obstacles.

## 8.6 Not For Competition (NFC)

A handler may choose to run NFC in any class in which they are eligible to compete. The handler must inform the judge upon entering the ring before commencing their run. The handler then has the standard course time to train in the ring. If the handler is not training from the start obstacle, then a helper must start the timer for them.

A silent toy may be used when running NFC. Alternatively, a licky bottle treat, a solid lick stick or a solid chew of some sort may be used, E.g. pigs ears, stag bars, bull bars, horns etc. Training Treats/small individual treats may NOT be taken into the ring. Chews that crumble may NOT be taken into the ring.

## 8.7 Rosettes and Awards

All rosettes must clearly say Canine Hoopers UK.

All qualifying runs will be eligible for a Q rosette if outside of the placings.

Placement rosettes will be awarded to 20% of pre-entered numbers.

Trophies/Prizes will be awarded based on pre-entered class numbers.

Trophies/Prizes will be awarded as follows:

- ✓ 5 or less dogs in class – no prize/trophy
- ✓ Less than 20 dogs in class – 1<sup>st</sup>
- ✓ 21 to 40 dogs in class – 2<sup>nd</sup>
- ✓ 41 to 60 dogs in class – 3<sup>rd</sup>
- ✓ 61 to 80 dogs in class – 4<sup>th</sup>
- ✓ 81 to 100 dogs in class – 5<sup>th</sup>

## 8.8 Re-Runs

If a judge offers a competitor a re-run then faults etc will stand and the competitors will just be running for time. If the handler/dog team are eliminated then no re-run will be given except through judge's discretion. If an incidence occurs which causes the dog to fault but is the same incident that causes the judge to offer a re-run then that fault will be discounted.

Re-runs may be offered when timing equipment fails or if some such circumstances arise that the judge deems it fair to offer one.

Conditions outside of the ring are outside of the judge's control.

## 8.9 Judges

Level 1 Accredited Canine Hoopers UK Instructors are able to judge starters level only.

Level 2 Advanced Accredited Canine Hoopers UK Instructors are able to judge From Starters level up to Masters level.

Canine Hoopers UK Certified Judges who have passed the Level 1 Judges Course are able to judge Starters , Novice and Intermediate level.

Canine Hoopers UK Certified Judges who have passed the Level 2 Judges Course are able to judge Starters level up to Masters level.

Apprentice judges may judge Starters, Novice and Intermediate level only and under supervision from a fully qualified judge.

A person is deemed to be an Apprentice judge once they have successfully completed the Online Judges Course. This is the Theory part. An Apprentice judge must successfully complete and pass the practical judges training to become a fully certified judge.

Judges must judge in line with the current Canine Hoopers UK Rules and Regulations at all times.

Judges will always treat everyone fairly and politely, however judges rule is final. If competitors or other instructors raise concerns with you, you will listen and address their concerns in a fair and polite manner. Sometimes this will mean reassuring them and showing them the rule book. Other times this may mean adjusting something in your course. Judges are under no obligation to look at video evidence, judge's decision is final.

## 8.10 Judges Course Plans

### **Starters**

- Apprentice judges are required to submit all course plans no less than 2 weeks prior to judging appointments
- New judges are required to submit their courses for a minimum of their first 5 judging appointments. This can be extended if there is more feedback required to help with understanding of setting correct levels and challenges etc.
- All judges are able to submit Starters course plans at any point for help and feedback.

### **Novice**

- Apprentice judges are required to submit all course plans no less than 2 weeks prior to judging appointments
- New judges are required to submit their courses for a minimum of their first 5 judging appointments. This can be extended if there is more feedback required to help with understanding of setting correct levels and challenges etc.
- All judges must submit 1 course plan per class type per every 10 judging appointments or a minimum of 1 of each class type per year.
- All judges are able to submit Novice course plans at any point for help and feedback.

### **Intermediate**

- All judges are required to submit Intermediate course plans at the moment. As judges get more confident with this level, this will be updated.

### **Advanced**

-All judges are required to submit Advanced course plans at the moment. As judges get more confident with this level, this will be updated.

### **Masters**

-All judges are required to submit Masters course plans at the moment. As judges get more confident with this level, this will be updated.

## 9. Extras

Extra points can be gained during competitions. You will only find 1 type of "Extra" per course, e.g. Bonus Boxes OR Challenge Lines OR Distance Handling Boxes. All Extras are optional. At all times handlers may run with their dogs and still achieve a qualifying score.

A box is defined as: A box of 4 sides with an area measuring between 1m<sup>2</sup> and 16m<sup>2</sup> in a square/rectangular shape. Typically this means you will see 4x4m, 2x8m, 3x5m and 1x16m.

A handler is deemed to have entered the box when one whole foot is completely inside the perimeter of the box and the other foot is no longer in contact with the ground outside of the box.

A handler is deemed to have left the box or crossed the line when one whole foot is placed on the other side of the markers, whilst the other foot remains inside/behind.

For handlers using mobility scooters, the handlers lowest point of contact must remain within the box/behind the line.

All courses must contain an Extra option. If Challenge Lines are used, all 3 must be present.

### 9.1 Distance Handling Boxes (DHB)

If a judge includes a DHB in the course then handlers have the chance to earn an extra 15 points.

DHB are only seen at Intermediate level and above.

The handler must be inside the DHB before the dog negotiates the first obstacle and must remain inside that box until the dog has completed the last obstacle on the course. If the handler leaves the box at any point before the dog has successfully completed the last obstacle then no extra points will be awarded. The DHB extra points will only be awarded for clear rounds.

### 9.2 Bonus Boxes (BB)

Bonus boxes (BB) allow handlers to remain in place for certain aspects of a course but then move for others without losing any extra points earned.

When designing the course, the judge will determine different sections of the course that will be worth different amounts of points when handled from the BB. The judge must outline this in their briefing. The judge must also provide a written copy showing which sections of their course are worth what amount of points. This written copy must be on display in/on the ring whilst the course is walking.

E.g. 3-7 could be worth 5points. 10-15 might be worth 10 points as this section may be more difficult.

The handler is able to step into and out of the BB during their run. They must be completely inside the BB before their dog starts to negotiate a bonus section of the course and they must remain inside that box until that bonus section has been completed successfully in order to get the points for that section. This

enables the handler to attempt certain parts of the course from a distance without having to remain in the box for the entire course.

When attempting Bonus Boxes, the extra points will only be awarded per BB section of the course completed successfully without faults.

Bonus box points will only be awarded prior to the point of elimination. No more points can be earned once the handler and dog team have been eliminated.

If the judge deems the handler to act in an unsportsmanlike manner e.g. resetting the dog before walking into the box to start the dog again after a mistake, this will not be awarded bonus box points. The judge's decision is final.

### 9.3 Challenge Lines (CL)

A Challenge Line is used to split the ring area up.

There are always 3 Challenge Lines.

A handler that chooses to remain behind the very first CL will be awarded 15 points.

A handler that chooses to cross the first CL but remains behind the second CL will be awarded 10 points.

A handler that chooses to cross the first two CLs but remain behind the third CL will be awarded 5 points.

Challenge Lines will cross the entire ring horizontally so the handler has full freedom of movement across the width of the ring behind whichever CL they choose to remain. The direction of the start and finish determine the direction of the course and subsequently, where the challenge lines are placed.

Challenge Lines can ONLY be used where the start and finish are on the same side of the ring and travelling in the same direction away/towards the ring boundary.

A handler may change their mind during their run if they feel that is better for their dog. Just because the handler attempted to stay behind the first CL for the first part of the course doesn't mean that they cannot cross to the second CL later on. However, they would only be awarded the extra points for the LOWER CL.

CL points will only be awarded for clear rounds.

## 10. National Finals

Annually there will be a National Finals event held. Anyone can qualify to compete at the National Finals. Qualifying Runs gained throughout the year will determine who gets to compete in the Finals.

## 11. Tri Score Tournament

Annually an international Tournament will be held. This will be a combination of both individual runs and a team event. International Judges and competitors are invited to make this THE event of the Canine Hoopers UK competition year. This event also crowns the British Hoopers Champion for the year.

## 12. Good Hoopers Awards

All Accredited Canine Hoopers UK Instructors can offer the Good Hoopers Awards scheme within their classes/training clubs/workshops.

There are four exciting levels to work towards:

Foundation (suitable for puppies from 16 weeks old).

Bronze (suitable for dogs from 6 months old).

Silver (suitable for dogs from 9 months old).

Gold (suitable for dogs from 12 months old).

Level 1 Instructors can teach and assess the Foundation, Bronze and Silver levels.

Level 2 Advanced Instructors can teach and assess the Foundation, Bronze, Silver and Gold levels.

### 13. Code of Ethics

All Canine Hoopers UK Accredited Trainers, Committee Members, Show Managers and any other representatives of Canine Hoopers UK MUST adhere to the Canine Hoopers UK Code of Ethics at all times.

- Cruelty, abuse or neglect to animals or humans will not be acceptable at any time. Anyone found being cruel, abusive or neglectful will be brought before the Committee and disciplinary action will be taken.
- To train dogs professionally with honesty, integrity and in the best interest of the dog, owner, the public and CHUK.
- Actively provide and promote force-free training methods and actively reject any methods or equipment that may cause physical or mental discomfort. Treatment of dogs being trained, handled or cared for by members must always be in line with accepted standards of good practice.
- Treatment must be humane. CHUK does not condone the use of prong collars, electric collars, electronic collars, choke chains or any other aversive tool.
- Respect the privacy and confidentiality of clients.
- Carry suitable professional insurance including public liability.
- Members agree to work within their professional limits and agree to refer owners with needs beyond those limits to a suitable professional.
- Accept CHUK Committee decisions as final after appeals process.
- Proactively benefit dogs and dog owners.
- Proactively promote CHUK.
- Not to bring the name of Canine Hoopers UK into disrepute
- You will be expected to act at all time within the law. Anyone breaking the law should not expect to receive any support from CHUK.
- Members have a duty to ensure that the general public are not put at risk as a result of their activities.
- Every member should at all times act in good faith towards their employer or client.
- Members should not act in any way, which might be detrimental to relationships with other professions.
- Members must act in good faith towards fellow members and to the organisation.
- CHUK rules should always be complied with, even in training.
- CHUK Instructors are not allowed to run training for instructors.
- All CHUK Instructors will attend a CHUK organised CPD day within every 12 month period (a minimum of 1 day required per calendar year), in order to remain an Active Instructor.

## 14. Disciplinary Procedure

If a person wishes to make a complaint against another person or their dog, it must be made to the Show Manager on the day of the event. All details of the incident must be given, along with a required £50 fee. A judge, Show Secretary or Show Manager may make a formal complaint without the required fee.

If a person wishes to make a complaint against a CHUK Accredited Trainer or other representative of CHUK then this must be done with 7 days of the incident occurring and must be done in writing directly to a member of the CHUK Committee.

The Show Manager must then investigate the incident by interviewing the accused and all witnesses. If the Show Manager feels that there is a case to answer, all details and information of the incident and £30 (£20 is kept by the show) must be sent to CHUK. At this time a cooling down period of 7 days begins. If the Show Manager feels that there is no case to answer then this will be stated to the complainant. The complainant may choose to either drop the charge or still proceed. If the decision is to proceed, the information gathered and the £30 must be sent to CHUK. If the decision is to drop the complaint, then £30 will be refunded to the complainant and the show will still keep £20. In addition, all information will still be sent to CHUK.

Once CHUK receives the formal complaint the accused will be notified in writing, to which they should reply within 14 days. At the end of this period, the complainant will be asked if they still want to continue. If they wish to proceed then CHUK will decide whether or not they feel there is a case to answer. If the complainant decides not to continue, then £20 will be refunded and CHUK will keep the remaining £10.

At any point that the complainant chooses to drop the charges, CHUK may still proceed with the case should they feel that it is warranted. CHUK may choose to investigate matters further before making a decision. If CHUK finds there is no case to answer both parties will be notified and all money will remain with CHUK. If the accused is found to be in breach of CHUK regulations, CHUK will inform the accused in writing and may impose fines, written or verbal warnings, bans, and costs. If fines are not paid, the account will be frozen and the accused will not be allowed to compete. In addition, the complainant will be notified of the decision and all money will be refunded.

The accused party will then have 14 days to appeal to CHUK in writing. An appeals hearing will then be set and conducted.

The following are examples of causes for a dog/handler being involved in a disciplinary process:

- Person to person aggression
- Dog to person aggression
- Dog to dog aggression
- Harsh or abusive handling of dog
- Serious breach of CHUK rules
- Impugning a judge's decision(s)
- Bringing the name of CHUK into disrepute
- Copying or reproducing any material belonging to CHUK without prior consent.
- Using social media to impugn or undermine a judge's decision or a committee decision or bringing the name of CHUK into disrepute.

Appendix 1

